

Installation IA valves into plastic piping system

Installation

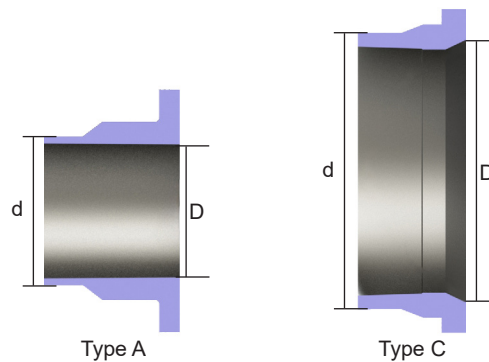
This document covers the specific installation in plastic piping systems.

Please refer to the standard Installation and Maintenance manual of the Bianca and Desponia butterfly valves for general information.

Dimensions

Flange adaptor / Stub inside diameter

DN	d	Face stub flange	D
50	63	standard, type A	56
65	75	standard, type A	66
80	90	standard, type A	78
100	110	chamfered, type C	100
125	140	chamfered, type C	127
150	160	chamfered, type C	151
200	225	chamfered, type C	207
250	280	chamfered, type C	249
300	315	chamfered, type C	300

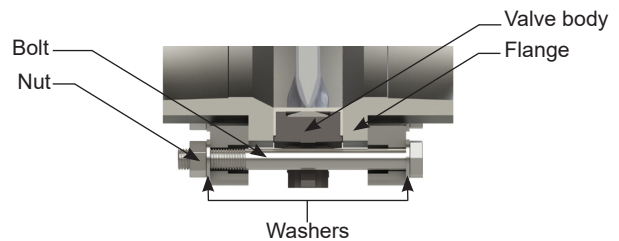


Bolting lengths for Wafer body type.

For the bolting of a Wafer body type InterApp butterfly valve, consider the bolting according to following tables.

This is a recommendation based on standard available products.

Please check the dimensions with the flanges and flanged adaptors you use for your installation.



DN	d	PP (30 % GF steel reinforced) flanges and PVDF flange stub					PP (30 % GF reinforced) flanges and PVC-U flange stub				
		SDR	n	Metric	n	UNC	PN	n	Metric	n	UNC
50	63	21	4	M16 x 135 mm	4	UNC 5/8"-11 x 5 1/2"	16	4	M16 x 145 mm	4	UNC 5/8"-11 x 5 3/4"
65	75	21	4	M16 x 140 mm	4	UNC 5/8"-11 x 5 1/2"	16	4	M16 x 155 mm	4	UNC 5/8"-11 x 6"
80	90	21	8	M16 x 145 mm	4	UNC 5/8"-11 x 5 3/4"	16	8	M16 x 155 mm	4	UNC 5/8"-11 x 6"
100	110	21	8	M16 x 155 mm	8	UNC 5/8"-11 x 6"	16	8	M16 x 165 mm	8	UNC 5/8"-11 x 6 1/2"
125	140	21	8	M16 x 170 mm	8	UNC 3/4"-10 x 6 3/4"	16	8	M16 x 180 mm	8	UNC 3/4"-10 x 7"
150	160	21	8	M20 x 180 mm	8	UNC 3/4"-10 x 7 1/4"	16	8	M20 x 195 mm	8	UNC 3/4"-10 x 7 3/4"
200	225	21	8	M20 x 200 mm	8	UNC 3/4"-10 x 8"	10	8	M20 x 220 mm	8	UNC 3/4"-10 x 8 3/4"
250	280	21	12	M20 x 220 mm	12	UNC 7/8"-9 x 8 3/4"	10	12	M20 x 230 mm	12	UNC 7/8"-9 x 9"
300	315	21	12	M20 x 245 mm	12	UNC 7/8"-9 x 9 3/4"	6	12	M20 x 255 mm	12	UNC 7/8"-9 x 10"



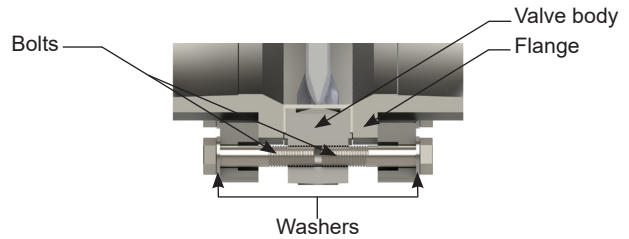
Installation IA valves into plastic piping system

Bolting lengths for Lug body type

For the bolting of a Lug body type InterApp butterfly valve, consider the bolting according to following table.

This is a recommendation based on standard available products.

Please check the dimensions with the flanges and flanged adaptors you use for your installation.

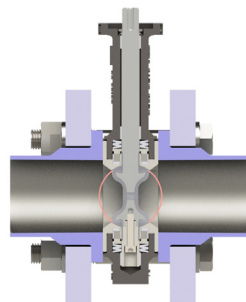


DN	d	PP (30 % GF steel reinforced) flanges and PVDF flange stub					PP (30 % GF reinforced) flanges and PVC-U flange stub				
		SDR	n	Metric	n	UNC	PN	n	Metric	n	UNC
50	63	21	8	M16 x 50 mm	8	UNC 5/8"-11 x 2"	16	8	M16 x 55 mm	8	UNC 5/8"-11 x 2"
65	75	21	8	M16 x 50 mm	8	UNC 5/8"-11 x 2"	16	8	M16 x 60 mm	8	UNC 5/8"-11 x 2 1/4"
80	90	21	16	M16 x 55 mm	8	UNC 5/8"-11 x 2 1/4"	16	16	M16 x 60 mm	8	UNC 5/8"-11 x 2 1/4"
100	110	21	16	M16 x 55 mm	16	UNC 5/8"-11 x 2 1/4"	16	16	M16 x 65 mm	16	UNC 5/8"-11 x 2 1/2"
125	140	21	16	M16 x 65 mm	16	UNC 3/4"-10 x 2 1/2"	16	16	M16 x 70 mm	16	UNC 3/4"-10 x 2 3/4"
150	160	21	16	M20 x 65 mm	16	UNC 3/4"-10 x 2 1/2"	16	16	M20 x 75 mm	16	UNC 3/4"-10 x 3"
200	225	21	16	M20 x 75 mm	16	UNC 3/4"-10 x 3"	10	16	M20 x 85 mm	16	UNC 3/4"-10 x 3 1/4"
250	280	21	24	M20 x 85 mm	24	UNC 7/8"-9 x 3 1/4"	10	24	M20 x 90 mm	24	UNC 7/8"-9 x 3 1/2"
300	315	21	24	M20 x 95 mm	24	UNC 7/8"-9 x 3 3/4"	6	24	M20 x 100 mm	24	UNC 7/8"-9 x 4"

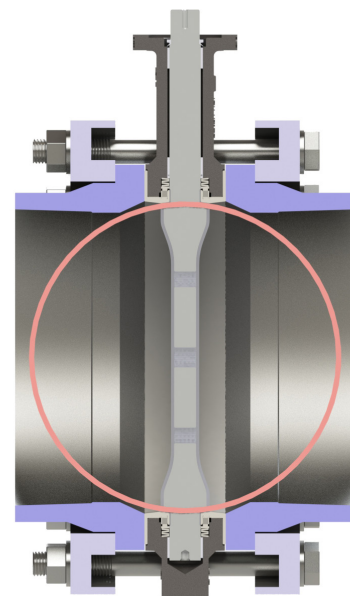
Flange bolting tightening torques

DN	d	Nm	lb-in
50	63	25	221
65	75	25	221
80	90	25	221
100	110	30	266
125	140	35	310
150	160	50	443
200	225	50	443
250	280	80	708
300	315	80*	708

* 10 bar max.



DN 50 with type A flange stub



DN 300 with type C flange stub